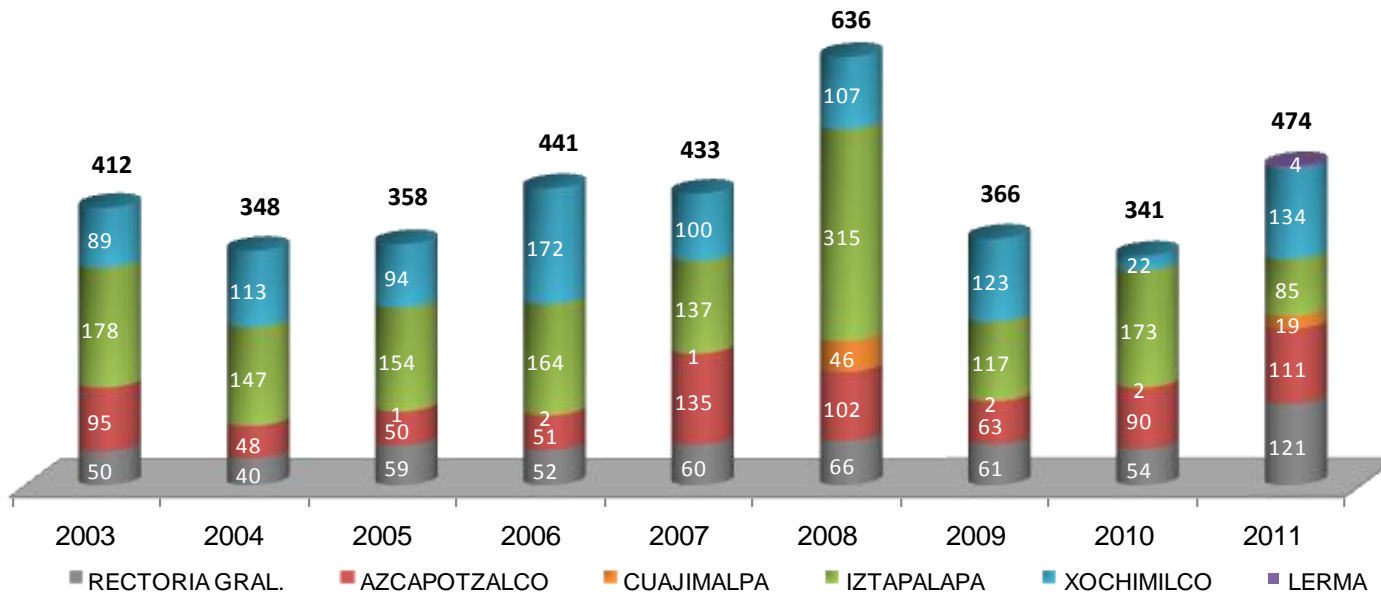


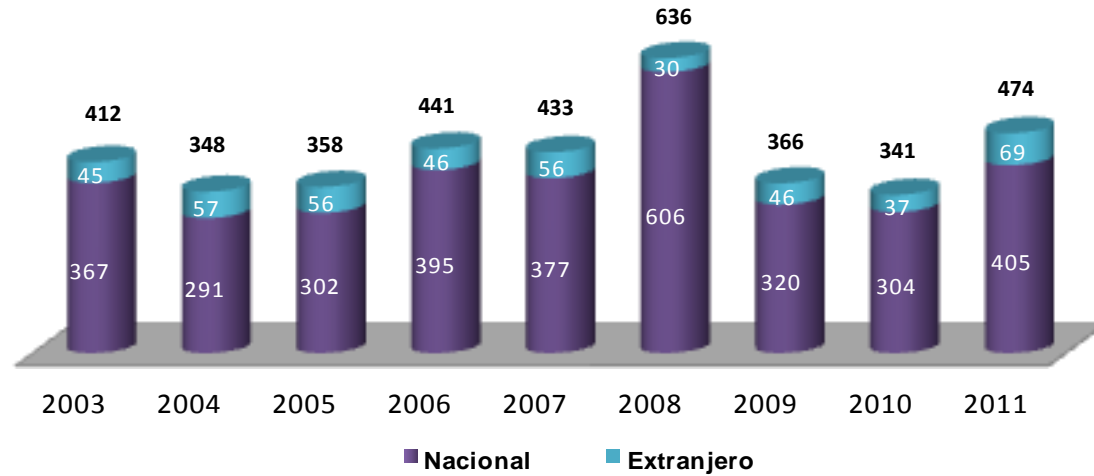
V  
Vinculación

---

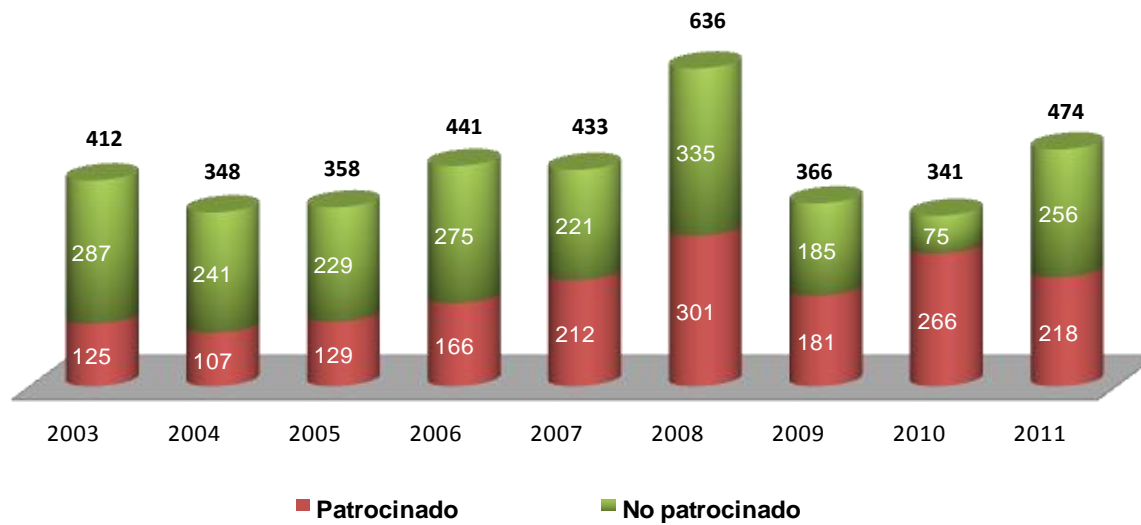
UNIDAD	Nacionales	Extranjeros	Total UAM
Azcapotzalco	102	9	111
Cuajimalpa	16	3	19
Iztapalapa	80	5	85
Xochimilco	126	8	134
Lerma	4		4
Rectoría General	77	44	121
<b>Total UAM</b>	<b>405</b>	<b>69</b>	<b>474</b>



### POR ORIGEN



### POR TIPO DE CONVENIO



**Monto de convenios firmados en 2011**  
(pesos)

Vinculación

UNIDAD	DIVISIÓN	CONACYT	SEP	CONVENIOS	Total general
<b>AZCAPOTZALCO</b>	<b>TOTAL</b>	<b>9,872,554.83</b>	<b>8,073,775.95</b>	<b>39,329,618.89</b>	<b>57,275,949.67</b>
	CAD	202,276.00	2,170,234.00	3,002,510.21	5,375,020.21
	CBI	8,319,909.83	4,023,497.95	4,318,259.36	16,661,667.14
	CSH	1,350,369.00	1,880,044.00	32,008,849.32	35,239,262.32
<b>IZTAPALAPA</b>	<b>TOTAL</b>	<b>37,093,508.29</b>	<b>4,491,230.78</b>	<b>58,931,438.50</b>	<b>100,516,177.57</b>
	CBI	20,512,638.85	947,668.00	6,576,584.45	28,036,891.30
	CBS	13,641,842.06	2,580,034.00	1,546,483.01	17,768,359.07
	CSH	2,818,851.38	963,528.78	44,370,307.86	48,152,688.02
	RECTORIA	120,176.00	0	6,438,063.18	6,558,239.18
<b>XOCHIMILCO</b>	<b>TOTAL</b>	<b>27,099,225.00</b>	<b>6,619,238.73</b>	<b>43,319,024.12</b>	<b>77,037,487.85</b>
	CAD	3,283,554.04	726,175.00	15,325,840.70	19,335,569.74
	CBS	16,724,133.29	3,131,085.73	14,047,176.72	33,902,395.74
	CSH	6,803,537.67	2,761,978.00	9,509,134.16	19,074,649.83
	RECTORIA	288,000.00	0	4,436,872.54	4,724,872.54
<b>CUAJIMALPA</b>	<b>TOTAL</b>	<b>6,647,051.82</b>	<b>6,062,661.00</b>	<b>972,736.27</b>	<b>13,682,449.09</b>
	CCD	69,500.00	1,306,034.00	0	1,375,534.00
	CNI	3,251,378.82	1,737,836.00	972,736.27	5,961,951.09
	CSH	3,326,173.00	2,937,401.00	0	6,263,574.00
	RECTORIA	0	81,390.00	0	81,390.00
<b>LERMA</b>	<b>TOTAL</b>	<b>150,000.00</b>	<b>0.00</b>	<b>0.00</b>	<b>150,000.00</b>
	CBS	150,000.00	0	0	150,000.00
<b>RECTORIA GENERAL</b>		<b>3,621,700.31</b>	<b>0</b>	<b>60,000.00</b>	<b>3,681,700.31</b>
<b>TOTAL UAM</b>		<b>84,484,040.25</b>	<b>25,246,906.46</b>	<b>142,612,817.78</b>	<b>252,343,764.49</b>

<b>Gestiones</b>	<b>2006</b>	<b>2007</b>	<b>2008</b>	<b>2009</b>	<b>2010</b>	<b>2011</b>
Búsquedas del estado de arte de las invenciones	0	0	0	5	13	11
Solicitudes de patente presentadas a nivel nacional	3	5	5	10	13	7
Solicitudes de modelo de utilidad presentadas a nivel nacional	5	0	0	0	1	1
Solicitudes de diseño industrial presentadas a nivel nacional	1	0	0	0	0	6
Contestaciones oficiales de fondo nacionales realizadas	0	25	14	10	19	5
Patentes nacionales obtenidas	0	3	3	6	7	4
Solicitudes de patente realizadas a nivel internacional (PCT)	1	2	1	4	1	4
Solicitudes de patente presentadas en fase nacional en otro(s) país(es)	2	1	3	1	0	5
Patentes internacionales obtenidas	0	3	0	2	0	1
No. total de pagos efectuados	25	107	90	63	117	89

Fuente: Coordinación de Vinculación y Desarrollo Institucional